



The Texas Mile

And

The U.S. Mile

Rules, Regulations & Technical Specifications (RRTS)

© 2003, 2004, 2005, 2006, 2007, 2008, 2009, 2010, 2011, 2012, 2013, 2014, 2015, 2016, 2017, 2018

2018 Edition ©

THIS BOOK IS AN OFFICIAL PUBLICATION OF J&S MATUS MOTORSPORTS, INC. DBA

THE TEXAS MILE AND NORTH AMERICA PROJECT INTEGRATORS, INC. DBA THE U.S. MILE, ALL RIGHTS RESERVED.

THE CONTENTS OF THIS BOOK ARE THE SOLE PROPERTY OF J&S MATUS MOTORSPORTS, INC. DBA THE TEXAS MILE AND NORTH AMERICA PROJECT INTEGRATORS, INC. DBA THE U.S. MILE. NO PORTION OF THIS BOOK MAY BE REPRODUCED IN ANY MANNER, ELECTRONICALLY TRANSMITTED, POSTED ON THE INTERNET, RECORDED BY ANY MEANS, OR STORED ON ANY MAGNETIC / ELECTROMAGNETIC STORAGE SYSTEM(S) WITHOUT THE EXPRESS WRITTEN CONSENT FROM THE CEO or COO OF J&S MATUS MOTORSPORTS, INC DBA THE TEXAS MILE OR NORTH AMERICA PROJECT INTEGRATORS, INC.

NOTE- THE VERSION POSTED ON THE TEXAS MILE OR U.S. MILE WEBSITE MAY BE PRINTED FOR PERSONAL USE.

J&S Matus Motorsports, Inc. DBA The Texas Mile

www.texasmile.net

info@texasmile.net

AND

North America Project Integrators, Inc. DBA The U.S. Mile

www.usmileracing.com

info@usmileracing.com

Phone: +1 (281) 303-1844

Fax: +1 (281) 605-1340

The Texas Mile and The U.S. Mile is a competitive motor sports event, the conduct of which is governed by Texas Mile Staff and The U.S. Mile Staff in accordance with its Rules, Regulations & Technical Specifications. These Rules, Regulations & Technical Specifications may be amended from time to time, along with any special rules, regulations & technical specifications that may be issued by The Texas Mile or The U.S. Mile for a specific event and/or any applicable agreement to which The Texas Mile or The U.S. Mile is a party.

All cars, motorcycles, drivers, and riders, and entrants will be subject to The Texas Mile and U.S. Mile Rules, Regulations & Technical Specifications, specifically the Technical Requirements, Required Safety Equipment, Vehicle Safety Inspection and General Competition Vehicle Rules. These sections cover rules for safety equipment, including but not limited to full roll cages, safety belts, fire extinguishers, as well as appearance and other items. All drivers/riders must have a current Texas Mile or U.S. Mile competition license.

In the event there is any difference between this version of Rules, Regulations & Technical Specifications and the supplement version you receive in your Driver Packet, the version in your Driver Packet will take precedence. The Texas Mile and U.S. Mile Staff reserves the right to amend or change the rules at any time in the interests of safety. Waivers and exceptions to these requirements may be granted on a case-by-case basis by the Race Director, Chief of Tech, or Owners of the Texas Mile and U.S. Mile

These Rules, Regulations & Technical Specifications are a guide toward a universal competition goal, and interpretation will be made by the Texas Mile or U.S. Mile Staff. Any situation not included or not specifically covered in the Rules, Regulations & Technical Specifications will be acted upon by Texas Mile/U.S. Mile Staff and their decisions will be final and non-negotiable.

The Texas Mile or U.S. Mile Staff will perform an inspection of the required safety equipment for an assurance of its presence on the vehicle. This inspection is primarily a courtesy to the entrant and in no way expresses or implies a warranty of safety. Responsibility for the safe installation and use of this safety equipment is the sole responsibility of the entrant.

ALL PARTICIPANTS MUST COMPLETE THE TECHNICAL INSPECTION PROCEDURE PRIOR TO COMPETITION.

The Texas Mile and U.S. Mile Staff reminds you that all motor sports are dangerous and that safety of yourself and your race vehicle is solely your responsibility. Please pay particular attention to the minimum safety equipment required in the following Rules, Regulations & Technical Specifications of the Texas Mile and The U.S. Mile.

Driver/Rider Disclaimer: Conformance to these regulations is the driver's/rider's responsibility. There will be NO EXCEPTIONS to these rules and regulations and The Texas Mile or U.S. Mile WILL NOT give refunds to participants who do not meet the SAFETY REQUIREMENTS.

2018 Texas Mile and U.S. Mile

Rules, Regulations, & Technical Specifications

Table of Contents

- 1.0 Acceptance..... 10**
- 2.0 Competition & Publicity Waivers..... 11**
- 3.0 Participant Terms and Conditions..... 12**
- 4.0 Automobiles Required Safety Equipment (under 199 mph) 13**
 - 4.1 FIRE EXTINGUISHER..... 13**
 - 4.2 HELMET..... 13**
 - 4.2.1 Shatterproof Eyeglasses 13
 - 4.2.2 Open Cockpit Specifications 13
 - 4.2.3 Padded Neck Collar and/or Helmet Restraint..... 13
 - 4.3 SEAT BELTS..... 13**
 - 4.4 CLOTHING..... 14**
 - 4.5 ROLL BAR/CAGE..... 14**
 - 4.6 TIRES..... 14**
 - 4.6.1 Biased Ply Tires 15
 - 4.6.2 Tire Rating 15

4.6.3	Recommendations.....	15
4.6.4	Slick Tires	15
4.7	Brakes	15
4.8	VEHICLE COMPONENTS IN GOOD OPERATING CONDITION.....	15
5.0	Automobiles Required Safety Equipment (At 199 mph to 215 mph)	16
5.1	FIRE EXTINGUISHER.....	16
5.2	HELMET.....	16
5.2.1	Full Faced Helmet.....	16
5.2.2	Open Cockpit Specifications.....	16
5.2.3	Padded Neck Collar and/or Helmet Restraint.....	16
5.3	SEAT BELTS/SAFETY HARNESS.....	17
5.3.1	Seat Belt Specifications.....	17
5.3.2	A Five-Point System.....	17
5.3.3	A Six-Point.....	17
5.3.4	A Seven-Point System.....	17
5.3.5	Strap Material.....	18
5.3.6	Mounting Hardware Specifications.....	18
5.3.7	Shoulder Harness Specifications.....	18
5.3.8	Shoulder Strap Specifications.....	18
5.3.9	Driver’s Responsibility of Seatbelts.....	18
5.3.10	Driver Responsibility in Case of Driving Incident.....	18
5.4	CLOTHING.....	19
5.5	ROLL BAR/CAGE.....	19
5.5.1	Cage Permanence/Removability Specifications.....	19

5.5.2	Cage Padding.....	19
5.6	TIRES.....	20
5.6.1	Biased Ply Tires	20
5.6.2	Tires Ratings.....	20
5.6.3	Tire Recommendations.....	20
5.6.4	Slick Tires	20
5.7	Brakes	20
5.8	VEHICLE COMPONENTS IN GOOD OPERATING CONDITION.....	21
6.0	Automobile Required Safety Equipment (At or Over 215 mph)	22
6.1	FIRE EXTINGUISHER.....	22
6.2	HELMET.....	22
6.3	SEAT BELTS/SAFETY HARNESS.....	22
6.3.1	Seat Belt Specifications.....	22
6.3.2	A Five-Point System.....	23
6.3.3	A Six-Point System.....	23
6.3.4	A Seven-Point System.....	23
6.3.5	Strap Material	23
6.3.6	Mounting Hardware.....	23
6.3.7	Shoulder Harness Specifications.....	24
6.3.8	Shoulder Strap Specifications.....	24
6.3.9	Driver’s Responsibility of Seatbelts.....	24
6.3.10	Driver Responsibility in Case of Driving Incident.....	24
6.4	CLOTHING.....	24

6.5	ROLL BAR/CAGE	24
6.5.1	Cage Permanence/Removability Specifications.....	25
6.5.2	Cage Padding.....	25
6.6	TIRES	25
6.6.1	Biased Ply Tires.....	25
6.6.2	Tire Rating.....	26
6.6.3	Tire Recommendations	26
6.6.4	Slick Tires	
26		
6.7	Brakes	
6.8	VEHICLE COMPONENTS IN GOOD OPERATING CONDITION	27
6.9	ACCEPTABLE DESIGNS FOR DIFFERENT ROLL CAGE SETUPS	27
7.0	Automobile Classification Rules	28
7.1	STREET LEGAL	28
7.2	NOT STREET LEGAL	28
7.3	EXHIBITION VEHICLE	28
7.4	QUESTIONS YOU MUST ANSWER	28
7.4.1	Body Style.....	28
7.4.2	Speed Range.....	28
7.4.3	Engine Induction.....	28
7.4.4	Engine.....	28
7.4.5	Cubic Inch / Liter Equiv. Range.....	28
7.4.6	Fuel.....	28
7.4.7	Nitrous.....	28
7.4.8	Methanol Injected.....	20

7.4.9	Drive Line.....	20
8.0	Motorcycles – Required Safety Equipment.....	30
8.1	ENGINE KILL SWITCH.....	30
8.2	TIRES.....	30
8.3	SAFETY-WIRED ITEMS.....	30
8.3.1	Front Axels.....	30
8.3.2	Oil Drain Plugs.....	30
8.3.3	Drive Chains.....	30
8.4	BREATHER HOSES.....	30
8.5	CLOTHING.....	31
8.6	HELMET.....	31
8.6.1	Shields.....	31
8.6.2	Visor tear-offs.....	31
8.6.3	Hydration Devices.....	31
8.7	STEERING DAMPER.....	31
8.9	Brakes	31
9.0	Motorcycles – Classification Rules.....	32
9.1	INLINE MOTOR/FACTORY STOCK.....	32
9.2	INLINE MOTOR/MODIFIED.....	32
9.3	INLINE MOTOR/UNLIMITED.....	32
9.4	V TWIN MOTOR/ FACTORY STOCK.....	32
9.5	V TWIN MOTOR / MODIFIED.....	32
9.6	V TWIN MOTOR / UNLIMITED.....	32
9.7	EXHIBITION MOTORCYCLE CLASS.....	32
9.8	CLASSIFICATION DEFINITIONS.....	32
9.8.1	Factory Stock.....	32

9.8.2	Modified.....	32
9.8.3	Unlimited.....	33
9.9	QUESTIONS YOU MUST ANSWER.....	33
9.9.1	Body Style.....	33
9.9.2	Manufacture Origin.....	33
9.9.3	Engine Induction.....	33
9.9.4	Engine.....	33
9.9.5	Cubic Centimeters.....	33
9.9.6	Fuel.....	33
9.9.7	Nitrous.....	33
9.9.8	Methanol Injected.....	33
9.9.9	Inches over stock length.....	33
10.0	Land Speed Racer Classification.....	34
10.1	LAND SPEED RACING VEHICLES.....	34
10.2	LAND SPEED RACING MOTORCYCLE.....	34
10.3	QUESTIONS YOU MUST ANSWER: LSR VEHICLES.....	34
10.3.1	Body Style.....	34
10.3.2	Speed Range.....	34
10.3.3	Engine Induction.....	34
10.3.4	Engine.....	34
10.3.5	Cubic Inch / Liter Equiv. Range.....	34
10.3.6	Fuel.....	34
10.3.7	Nitrous.....	34
10.3.8	Methanol Injected.....	34
10.3.9	Drive Line.....	34
10.4	QUESTIONS YOU MUST ANSWER: LSR MOTORCYCLES.....	35

10.4.1	Body Style.....	35
10.4.2	Manufacture Origin.....	35
10.4.3	Engine Induction.....	35
10.3.5	Engine.....	35
10.3.6	Cubic Centimeters.....	35
10.3.7	Fuel.....	35
10.3.8	Nitrous.....	35
10.3.9	Methanol Injected.....	35
10.3.10	Inches over stock length.....	35
10.5	BODY STYLE DEFINITIONS FOR MOTORCYCLES.....	35
10.5.1	Sport bike.....	35
10.5.2	Sport-Touring Bikes.....	35
10.5.3	Classic /Cruiser /Touring Motorcycles.....	
10.5.4	Chopper / Bobber.....	36
10.5.5	Enduro /Dual-Sport Motorcycles.....	36
10.5.6	Other.....	36
11.0	Competitor Licensing.....	37
11.1	CLASS C LICENSE.....	37
11.2	CLASS B LICENSE.....	37
11.3	CLASS A LICENSE.....	37
11.4	CLASS AA LICENSE.....	38
Contact Us		38

Revision History

Date	Version	Section Change/Notes on Changes Made
7-8-14	2014 Edition	4.1 – Fire extinguisher rule for cars under 199mph removed. Page 10.
7-8-14	2014 Edition	5.5 and 6.5 – 2” bar diameter rule removed for roll cages in cars over 4000lbs. Page 14 & Page 17.
1-9-15	2015 Edition	NO Rule Changes.
1-15-16	2016 Edition	The 2016 Texas Mile RRTS is now the RRTS for The U.S. Mile. The 2015 and Older versions of the U.S. Mile RRTS are now obsolete.
1-15-16	2016 Edition	4.2, 4.2.2- Snell 2005 Helmets no longer Accepted. (Out of Date) Page 10.
1-16-16	2016 Edition	4.6.3- Drag Radials approved ONLY at Houston ½ Mile Events. Page 11.
1-15-16	2016 Edition	4.6.5- NEW SECTION ADDED: LSR Tires no longer approved for life safety purpose. Page 11.
1-15-16	2016 Edition	5.2, 5.2.2- Snell 2005 Helmets no longer Approved. (Out of Date) Page 12.
1-15-16	2016 Edition	5.6.3- Drag Radials approved ONLY at Houston ½ Mile Events. Page 14.
1-15-16	2016 Edition	5.6.5- NEW SECTION ADDED: LSR Tires no longer approved for life safety purpose. Page 15.
1-15-16	2016 Edition	6.2- Snell 2005 Helmets no longer Approved. (Out of Date) Page 16.
1-15-16	2016 Edition	6.6.3- Drag Radials approved ONLY at Houston ½ Mile Events. Page 18.

1-15-16	2016 Edition	6.6.5- NEW SECTION ADDED: LSR Tires no longer approved. Page 18.
1-15-16	2016 Edition	8.6- Snell M2005 Helmets no longer Accepted. (Out of Date) Page 21.
1-15-16	2016 Edition	11.4- Speed Limit lowered from 225-220. Page 29.
1-15-16	2016 Edition	Contact Information has been updated. Page 29.
1-19-17	2017 Edition	4.2 Revised language Page 13
1-19-17	2017 Edition	4.2.4 SA2010 and 2015 sticker display. Page 13
1-19-17	2017 Edition	4.6 Revised to include non DOT slick tires. Page14
1-19-17	2017 Edition	4.1.1 Open Cockpit arm restraints. Page 14
1-19-17	2017 Edition	4.3 Belt manufacture date limits set. Page 14
1-19-17	2017 Edition	4.6.1. Biased ply tires of any kind not allowed. Page 15
1-19-17	2017 Edition	Old 4.6.1 renumbered to 4.6.2 page 15
1-19-17	2017 Edition	Old 4.6.2 renumbered to 4.6.3 page 15
1-19-17	2017 Edition	4.6.2 Under 199 mph tire rating. Page15
1-19-17	2017 Edition	4.6.4 Slick tire requires approval before event. page 15
1-19-17	2017 Edition	4.6.5 Including both Texas and US Mile events. Page 15
1-19-17	2017 Edition	4.6.6 Tire Date Code Limits. Page 15
1-19-17	2017 Edition	4.6.5 Hoosier R7 and A7 allowance. Page 15

1-19-17	2017 Edition	4.7 Front and rear working brakes required. Page 15
1-19-17	2017 Edition	Old 4.7 moved to 4.8 Page 15
1-19-17	2017 Edition	5.2 Revised language. Page 16
1-19-17	2017 Edition	5.2.4. SA2010 and 2015 sticker display. Page 16
1-19-17	2017 Edition	5.6 Revised to include non DOT slick tires. Page 20
1-19-17	2017 Edition	5.6.1. Biased ply tires of any kind not allowed. Page 20
1-19-17	2017 Edition	Old 5.6.1 renumbered to 5.6.2 page 20
1-19-17	2017 Edition	Old 5.6.2 renumbered to 5.6.3 page 20
1-19-17	2017 Edition	5.6.4 Slick tire requires approval before event. page 14
1-19-17	2017 Edition	5.6.5 Hoosier R7 and A7 allowance. Page 20
1-19-17	2017 Edition	5.7 Front and rear working brakes required. Page 20
1-19-17	2017 Edition	Old 5.7 moved to 5.8 page 20
1-19-17	2017 Edition	6.3 Use of a HANS device is HIGHLY RECOMMENDED. Page 22
1-19-17	2017 Edition	6.2 Revised language. Page 22
1-19-17	2017 Edition	6.2.1 SA2010 and 2015 sticker display. Page 22
1-19-17	2017 Edition	6.6 Revised to include non DOT slick tires. Page 25
1-19-17	2017 Edition	6.6.1 Biased ply tires of any kind not allowed. Page 26
1-19-17	2017 Edition	Old 6.6.1 moved to 6.6.2 page 26
1-19-17	2017 Edition	Old 6.6.2 moved to 6.6.3 page 26
1-19-17	2017 Edition	6.6.4 Slick tire requires approval before event. page 26

1-19-17	2017 Edition	6.6.5 Hoosier R7 allowance. Page 26
1-19-17	2017 Edition	6.7 Working brakes required front and rear. Page 26
1-19-17	2017 Edition	Old 6.7 moved to 6.8. Page 26
1-19-17	2017 Edition	8.5 Slip on boots are not allowed. Page 31
1-19-17	2017 Edition	8.6 Revisions to include the use of ECE R22-05. Page 31
1-19-17	2017 Edition	8.6.1 Helmets must have visible date verification. page 31
1-19-17	2017 Edition	Old 8.6.1 Remitted Page 31
1-19-17	2017 Edition	Old 8.8 Remitted. Metal chain guard not required. page 31
1-19-17	2017 Edition	8.8 Both front and rear brakes must be installed and functional. page 31
1-19-17	2017 Edition	5.6.6 Tire Date Code Limits. Page 20
1-19-17	2017 Edition	6.6.6 Tire Date Code Limits. Page 26
1-19-17	2017 Edition	6.1 Fire system recommended. Page 22
1-19-17	2017 Edition	8.3.1 Revision Page 30
1-19-17	2017 Edition	8.6 ECE Certification and date requirement. Page 31

1.0 Acceptance

All persons or groups making an official entry into the Texas Mile or U.S. Mile events are to be knowledgeable of the rules, regulations and technical specifications (RRTS). **All participants understand that vehicle passengers are NOT allowed in the vehicle while making a pass down the track.** An entrant's participation in the event and submission of the on-line registration and/or mailed official entry form shall constitute an acknowledgement and acceptance of the RRTS. The decision of the organizers in their interpretation and enforcement of the RRTS are final.

Individuals in cars attempting runs over 199 mph or 215 mph without the proper equipment or license may be dismissed from the event with no refund and/or fined, and potentially banned from all future Texas Mile and U.S. Mile events.

Tech Limit is the maximum speed that The Texas Mile or U.S. Mile will allow a given vehicle to go based on the criteria listed in the RRTS. The limit is determined by the technical specifications that are required for each level. The "Technical Speed Limit" for each vehicle will be assigned at Tech Inspection and a different tech sticker will be given for each level.

In addition to the Tech Limit for the vehicle, there is also a License program based on each entrant's experience level. This is the highest speed that The Texas Mile and U.S. Mile will allow a given entrant to achieve regardless of the vehicle Tech Limit. A competitor's speed license may be raised during an event if the competitor follows the procedures detailed in the licensing section.

2.0 Competition & Publicity Waivers

All persons admitted to the pre-grid, race-grid and/or other restricted areas of Texas Mile/U.S. Mile Staff sanctioned events must obey all of the Rules, Regulations & Technical Specifications set forth by Texas Mile/U.S. Mile Staff. Each person admitted must complete and sign all releases of liability requested by Texas Mile/U.S. Mile Staff.

All entrants empower Texas Mile/U.S. Mile to represent them in assigning rights for reproduction of sanctioned events by electronic, broadcast and/or print media and automatically assign rights to utilize their name, facsimile, etc., in media related materials and/or advertising and promotion of sanctioned events.

3.0 Participant – Terms and Conditions

All participants agree to accept announcements pertaining to Texas Mile/ U.S. Mile related activities or offers via mail or email. All Texas Mile/U.S. Mile participants agree to assign any and all video and still photo rights to The Texas Mile or The U.S. Mile for any purposes deemed appropriate by The Texas Mile and The U.S. Mile Staff.

The Texas Mile and The U.S. Mile own or license all copyright rights in images, video, audio, graphics, photographs or any other content related to The Texas Mile and The U.S. Mile to the full extent provided under the copyright laws of the United States. Except as expressly provided in any written agreement with The Texas Mile/ The U.S. Mile, you are prohibited from copying, reproducing, modifying, distributing, displaying or transmitting any content related to The Texas Mile or The U.S. Mile. You may use images, video, audio, graphics, and photographs for your own individual non-commercial and informational purposes only.

4.0 Automobiles - Required Safety Equipment (under 199 mph).

The following safety equipment is required to be used for all automobiles running up to 199 mph.

4.1 FIRE EXTINGUISHER: A fire extinguisher is not required for cars under 199 mph. If a fire extinguisher or fire system is installed, it needs to be properly mounted/installed according to manufacturer recommendations.

4.2 HELMET: Helmets must carry a SNELL SA-Rating (Special Application) **2010** or newer certification (**SA2010 or SA2015**). **Note: Helmets carrying only a DOT Certification as well as M-Rating (Motorcycle) helmets are forbidden for use in an automobile in any class at any speed. All helmets must be in sound condition including shell liner and strap.**

4.2.1 Shatterproof eyeglasses will be the minimum standard if helmet is not full face with eye protection/shield.

4.2.2 If an automobile is an open cockpit, **a full face SA2010 or newer SA2015 helmet** will be required.

4.2.3 A padded neck collar or a HANS device are recommended NOT required

4.2.4 Helmets unable to display SNELL SA2010 or SA2015 stickers (located on the inner shell of the helmet) will not be approved for use.

4.3 SEAT BELTS/DRIVER RESTRAINTS: Correctly installed factory seat belts, OEM or better, is the minimum standard required to be used by each driver. Restraints must be in “as new” condition. Lap belts used without any shoulder restraints are not permitted. A racing harness may be used provided that it is in good condition and mounted per the manufacturer’s recommendations, otherwise you will be asked to use your factory seat belt. Aftermarket DOT-certified belt sets, installed to the manufacturer’s specifications may be allowed. Proof of DOT certification and proper installation is the driver’s responsibility. Vintage cars must have newer belts or harnesses. All aftermarket restraints must be manufactured within 10 years of the current event.

4.3.1 Open cockpit cars require the use of driver arm restraints.

4.4 CLOTHING: SFI approved driving gloves are REQUIRED. Non-synthetic fabric clothing (cotton, wool, leather etc.), covering torso, arms and legs, plus "tennis" shoes without holes are the minimum standard required to be worn by the driver of the vehicle. Golf gloves and mechanics gloves are not considered appropriate glove wear. Open-toed shoes, shorts, or short sleeve shirts may not be worn. An SFI 3.2A/1 (or better) Driver's suit and SFI 3.3 Driver's Accessories (shoes, balaclava, gloves, underwear) are highly recommended but not required.

4.5 ROLL BAR/ ROLL CAGE/ CONVERTIBLE TOPS/OPEN COCKPIT: A competition approved Roll Bar for an open vehicle (convertible or open cockpit) is mandatory unless your vehicle is equipped with a factory rollover protection system. Factory A pillars are not considered factory roll over protection. (Please contact The Texas Mile or U.S. Mile Tech Staff regarding approval for convertibles). Convertibles must run with the top in the up position.

For all other applications, a 4-point Roll Bar is recommended at a minimum but not required.

4.6 TIRES: DOT approved or competition road race (slick) tires in good condition are required to be used. **The tire speed rating must exceed the top speed that the driver is attempting to achieve.**

For more information on speed ratings:

<http://www.tirerack.com/tires/tiretech/techpage.jsp?techid=35>

4.6.1 *Biased ply tires* designed for highway, drag racing and land speed competition on non-paved surfaces are strictly forbidden.

4.6.2 All tires must have a load rating, heat rating and speed rating at or greater than the original (OEM) manufacturer's requirement.

4.6.3 It is HIGHLY RECOMMENDED that the participant use of tires with a speed, temperature and load rating exceeding the original OEM specification for that particular vehicle.

4.6.4 Any Slick tire (non DOT stamped) must be approved by Chief of Tech at least 30 days prior to the event. Biased ply drag or wrinkle wall racing slicks are NOT allowed.

4.6.5 Hoosier A7 and R7 compounds carrying a speed rating of "W" may be run in excess of its stated speed rating at The Texas Mile and US Mile Events.

4.6.6 Tires with a date code 7 years or older will not be allowed.

4.7 BRAKES: All vehicles must have working front and rear brakes.

4.8 VEHICLE COMPONENTS IN GOOD OPERATING CONDITION: Please make sure your vehicle is in good working condition. No leaks from the vehicle or loose items within the vehicle are allowed. Floor mats need to be removed. Ice may be used for intercoolers. Fresh fluids such as lubricants and coolants throughout the vehicle are recommended. See the tech sheet for further details.

See the tech sheet for more details: [Automobile Tech Form: CLICK HERE](#)

5.0 Automobiles – Required Safety Equipment (At 199 mph to 215 mph)

The following safety equipment is required to be used for all automobiles running at 199 mph to 215 mph, and highly recommended for all other vehicles. You must submit a safety equipment check-list to the Texas Mile or the U.S. Mile and gain approval to enter a vehicle attempting speeds over 199 mph.

5.1 FIRE EXTINGUISHER: A 2lb minimum, automotive BC handheld fire extinguisher must be installed, with a secure quick release-mounting bracket preferably made of metal, mounted within easy reach of the Driver while normally seated, belts fastened, & steering wheel in place. A fire system is recommended but not required.

5.2 HELMET: Helmets must carry a SNELL SA-Rating (Special Application) **2010** or newer certification (**SA2010 or SA2015**). **Note: Helmets carrying only a DOT Certification as well as M-Rating (Motorcycle) helmets are forbidden for use in an automobile in any class at any speed. All helmets must be in sound condition including shell liner and strap.**

5.2.1 Helmets unable to display SNELL SA2010 or newer stickers (located on the inside shell of the helmet) will not be approved for use.

5.2.2 A padded neck collar or HANS device is recommended but NOT required

5.2.3 Helmets must be full faced and have the face shield installed.

5.3 SEAT BELTS/SAFETY HARNESS: All vehicles must have a five-, six-, or seven-point seat belt system/safety harness. A race seat with a hole for the submarine strap is recommended. Alternative submarine strap mounting bars, such as those manufactured by Brey-Krause, are approved. Arm restraints are required in open cockpit cars and cars with open T-tops, open Targa tops, missing moon/sun roofs, or glass moon/sun roofs.

5.3.1 All belts should meet at least one of the following:

A SFI Specification 16.1 or 16.5 and shall bear a dated label of no more than five (5) years old. At least one date label is required on belt sets.

B A restraint system meeting FIA spec #8853/1985, 8853/98, or D-###.T/98, including amendment 1/92 may be used. FIA certified belts have a label that shows an expiration date. The belts cannot be used past December 31st of the year shown on the label. At least one date label is required on belt sets. Belts cannot be over 5 years old by the date shown on the label.

5.3.2 A five-point system consists of: a three (3) inch lap belt, two shoulder belts that are either two (2) inch (*for use with HANS only*) or three (3) inches wide, and a two (2) inch anti-submarine strap.

5.3.3 A six-point system is recommended for cars where the driver is seated in an upright (to thirty (30) degrees) or a semi-reclining position. It consists of two (2) anti-submarine belts in addition to lap and shoulder belts. Note: Current FIA-approved belt sets with two (2) inch lap belts are acceptable with the six-point system.

5.3.4 A seven-point system is recommended for seats with more than thirty (30) degrees of incline. Note: Current FIA Approved belt sets with two (2) inch lap belts are acceptable with the seven (7) point system.

- 5.3.5** The material of all straps should be nylon or polyester, and in new or perfect condition. The buckles should be metal quick release. There should be a common release for all belts. [Note: Certain Momo-brand belts were recalled by the manufacturer. These are NOT suitable.]
 - 5.3.6** All mounting hardware should be SAE grade five (5) or better. Large diameter mounting washers should be used to spread the load. Bolting through floor panels etc. is not acceptable without required washers. Please consult an experienced race car preparation shop for mounting your safety harness.
 - 5.3.7** The seat should be equipped with proper shoulder harness holes or the cage/roll bar needs to have a guide to prevent the shoulder harnesses from falling to the sides. The guide bar, if used, should not present a sharp edge to the belts. It should provide as much area of support as possible to distribute the load.
 - 5.3.8** Only separate shoulder straps are permitted. "H" type belts are allowed. "Y" type belts are not allowed. Each shoulder strap must have an independent mounting point.
 - 5.3.9** All drivers should take care to ensure that their belts are properly worn, adjusted, and latched. "Cam-lock" type belts can be subject to inadvertent release, should the driver fail to ensure that they are properly latched.
 - 5.3.10** Any driver involved in a high impact crash shall send all of their safety belts back to the manufacturer for inspection, re-webbing if necessary, and re-certification before they may be used again. Proof of re-certification is the driver's responsibility.
- 5.4 CLOTHING:** An SFI 3.2A/1 (or better) Driver's suit and **SFI 3.3 Driver's Accessories (gloves, shoes, underwear, socks, and balaclava (if you have facial hair) are required.**

5.5 ROLL BAR/CAGE: All cars that are attempting speeds at or over 199 mph are required to have a four-point roll bar at minimum. A six-point or eight-point cage is highly recommended. The material and minimums are as follows:

FOR DOM: under 2500lbs: 1.50"x 0.095"
 2501-3000lbs: 1.50"x 0.120" or 1.75" x 0.095"
 over 3001lbs: 1.75"x 0.120"

FOR Alloy (CM): under 1500lbs: 1.375"x 0.095"
 1501-2500lbs: 1.50"x 0.095"
 2501-3000lbs: 1.50"x 0.120" or 1.75" x 0.095"
 3001+lbs: 1.75" x 0.120"

5.5.1 The cage may be removable or may be permanently welded, or any combination thereof, providing that all aspects of the cage meet these rules.

5.5.2 All roll cage surfaces that may come in contact with the driver should be padded with high-density padding such as Ethafoam or Ensolite. It is recommended that the padding meeting SFI specification 45.1 be used.

Any individual wishing to enter a vehicle which deviates from the rules listed above must contact the Chief of Tech 30 days prior to the event for approval.

- 5.6 TIRES:** DOT-approved or competition road race (slick) tires in good condition are required to be used. *The tire speed rating must exceed the speed rating that the driver is attempting to achieve.* **Tires must be (Y) rated or a competition road race (slick) rated for speeds greater than 199 MPH.**

For more info on speed ratings:

<http://www.tirerack.com/tires/tiretech/techpage.jsp?techid=35>.

- 5.6.1 Biased ply tires designed for highway, drag racing and land speed competition on non-paved surfaces are strictly forbidden.**

- 5.6.2** All tires must have a load carrying rating “A” (or greater), heat rating “A” (or greater) and Speed Rating greater than the original (OEM) manufacturer’s requirement.

- 5.6.3** It is HIGHLY RECOMMENDED that the participant use of tires with a speed, temperature and load rating exceeding the original OEM specification for that particular vehicle.

- 5.6.4** Any Slick tire (non DOT stamped) must be approved by Chief of Tech at least 30 days prior to the event. Biased ply drag or wrinkle wall racing slicks are NOT allowed.

- 5.6.5** Hoosier R7 and A7 compounds carrying a speed rating of “W” may be run in excess of its stated speed rating at The Texas Mile and US Mile Events.

- 5.6.6** Tires with a date code 7 years or older will not be allowed.

- 5.7 BRAKES:** All vehicles must have working front and rear brakes.

5.8 VEHICLE COMPONENTS IN GOOD OPERATING CONDITION: Please make sure your vehicle is in good working condition. No leaks from the vehicle or loose items within the vehicle are allowed. Floor mats need to be removed. Ice may be used for intercoolers. Fresh fluids such as lubricants and coolants throughout the vehicle are recommended.

See tech sheet for further details: [Automobile Tech Form: CLICK HERE](#)

6.0 Automobile - Required Safety Equipment (At or Over 215 mph)

6.1 FIRE EXTINGUISHER: A 2 lb. minimum, automotive BC handheld fire extinguisher, with a secure quick release-mounting bracket preferably made of metal, mounted within easy reach of the Driver while normally seated, belts fastened, & steering wheel in place. **A fire system is recommended but not required.**

6.2 HELMET: Helmets must carry a SNELL SA-Rating (Special Application) **2010** or newer certification (**SA2010 or SA2015**). **Note: Helmets carrying only a DOT Certification as well as M-Rating (Motorcycle) helmets are forbidden for use in an automobile in any class at any speed. All helmets must be in sound condition including shell liner and strap.**

6.2.1 Helmets unable to display SNELL SA2010 or SA2015 stickers (located on the inner shell of the helmet) will not be approved for use.

6.2.2 Helmets must be full faced and have the face shield installed.

6.3 SEAT BELTS/SAFETY HARNESS/HANS: All vehicles must have a five-, six-, or seven-point seat belt system/safety harness. A race seat with a hole for the submarine strap is recommended. Alternative submarine strap mounting bars, such as those manufactured by Brey-Krause, are approved. Arm restraints are required in open cockpit cars and cars with open T-tops, open Targa tops, missing moon/sun roofs, or glass moon/sun roofs. **The use of a HANS device is highly encouraged in any vehicle in excess of 215 mph.**

6.3.1 All belts should meet at least one of the following:

A. SFI Specification 16.1 or 16.5 and shall bear a dated label of no more than five (5) years old. At least one date label is required on belt sets.

- B.** A restraint system meeting FIA spec #8853/1985, 8853/98, or D-###.T/98, including amendment 1/92 may be used. FIA certified belts have a label that shows an expiration date. The belts cannot be used past December 31st of the year shown on the label. At least one date label is required on belt sets. Belts cannot be over 5 years old by the date shown on the label.
- 6.3.2** A five-point system consists of: a three (3) inch lap belt, two shoulder belts that are either two (2) inch (*for use with HANS only*) or three (3) inches wide, and a two (2) inch anti-submarine strap.
- 6.3.3** A six-point system is recommended for cars where the driver is seated in an upright (to thirty (30) degrees) or a semi-reclining position. It consists of two (2) anti-submarine belts in addition to lap and shoulder belts. Note: Current FIA-approved belt sets with two (2) inch lap belts are acceptable with the six-point system.
- 6.3.4** A seven-point system is recommended for seats with more than thirty (30) degrees of incline. Note: Current FIA Approved belt sets with two (2) inch lap belts are acceptable with the seven (7) point system.
- 6.3.5** The material of all straps should be nylon or polyester, and in new or perfect condition. The buckles should be metal quick release. There should be a common release for all belts. [Note: Certain Momo-brand belts were recalled by the manufacturer. These are NOT suitable.]
- 6.3.6** All mounting hardware should be SAE grade five (5) or better. Large diameter mounting washers should be used to spread the load. Bolting through floor panels etc. is not acceptable without required washers. Please consult an experienced race car preparation shop for mounting your safety harness.

6.3.7 The **SFI Approved Racing Seat** will be equipped with proper shoulder harness holes or the roll cage needs to have a guide to prevent the shoulder harnesses from falling to the sides. The guide bar, if used, should not present a sharp edge to the belts. It should provide as much area of support as possible to distribute the load.

6.3.8 Only separate shoulder straps are permitted. "H" type belts are allowed. "Y" type belts are not allowed. Each shoulder strap must have an independent mounting point.

6.3.9 All drivers should take care to ensure that their belts are properly worn, adjusted, and latched. "Cam-lock" type belts can be subject to inadvertent release, should the driver fail to ensure that they are properly latched.

6.3.10 Any driver involved in a high impact crash shall send all of their safety belts back to the manufacturer for inspection, re-webbing if necessary, and re-certification before they may be used again. Proof of re-certification is the driver's responsibility.

6.4 CLOTHING: An SFI 3.2A/1 (or better) Driver's suit and SFI 3.3 Driver's Accessories (gloves, shoes, underwear, socks, and balaclava (if you have facial hair) are required.

6.5 ROLL CAGE: All cars that are attempting speeds at or over 215 mph are required to have an **Eight-Point Roll Cage at minimum. An NHRA 8.50 Type Cage with no more than two (2) bends per bar. (No Zig Zagging Around the Dash)** The material and minimums are as follows:

FOR DOM: under 2500lbs: 1.50"x 0.095"
 2501-3000lbs: 1.50"x 0.120" or 1.75" x 0.095"
 3001+lbs: 1.75"x 0.120"

FOR Alloy (CM) under 1500lbs: 1.375"x 0.095"
 1501-2500lbs: 1.50"x 0.095"
 2501-3000lbs: 1.50"x 0.120" or 1.75" x 0.095"
 3001+lbs: 1.75" x 0.120"

6.5.1 The cage may be removable or may be permanently welded, or any combination thereof, providing that all aspects of the cage meet these rules.

6.5.2 All roll cage surfaces that may come in contact with the driver should be padded with high-density padding such as Ethafoam or Ensolite. It is recommended that padding meeting SFI specification 45.1 be used.

Any individual wishing to enter a vehicle which deviates from the rules listed above must contact the chief of tech 30 days prior to the event for approval.

6.6 TIRES: DOT-approved or competition road race (slick) tires in good condition are required to be used. *The tire speed rating must exceed the speed rating that the driver is attempting to achieve.* Tires must be **(Y) rated or a competition road race (slick) rated at speeds greater than 190 MPH.**

For more info on speed ratings:

<http://www.tirerack.com/tires/tiretech/techpage.jsp?techid=35>.

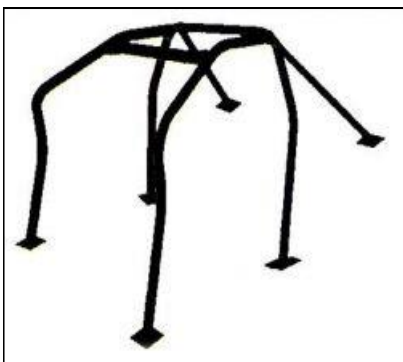
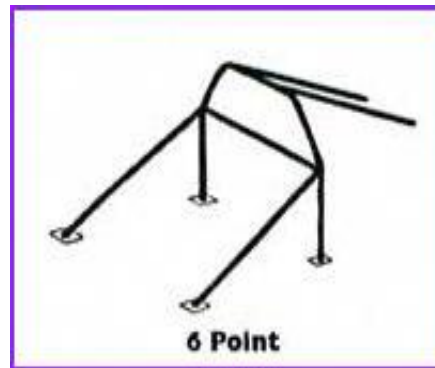
6.6.1 Biased ply tires designed for highway, drag racing and land speed competition on non paved surfaces are strictly forbidden.

- 6.6.2** All tires must have a load carrying rating “A” (or greater), heat rating “A” (or greater) and Speed Rating greater than the original (OEM) manufacturer’s requirement.
- 6.6.3** It is HIGHLY RECOMMENDED that the participant use of tires with a speed, temperature and load rating exceeding the original OEM specification for that particular vehicle.
- 6.6.4** Any Slick tire (non DOT stamped) must be approved by Chief of Tech at least 30 days prior to the event. Biased ply drag or wrinkle wall racing slicks are NOT allowed.
- 6.6.5** Hoosier R7 compounds carrying a speed rating of “W” may be run in excess of its stated speed rating at The Texas Mile and US Mile events.
- 6.6.6** Tires with a date code 7 years or older will not be allowed.
- 6.7 BRAKES:** All vehicles must have working front and rear brakes.
- 6.8 VEHICLE COMPONENTS IN GOOD OPERATING CONDITION:** Please make sure your vehicle is in good working condition. No leaks from the vehicle or loose items within the vehicle are allowed. Floor mats need to be removed. Ice may be used for intercoolers. Fresh fluids such as lubricants and coolants throughout the vehicle are recommended. See the tech sheet for further details.

See tech sheet for further details: [Automobile Tech Form: CLICK HERE](#)

6.9 ACCEPTABLE DESIGNS FOR DIFFERENT ROLL CAGE SETUPS

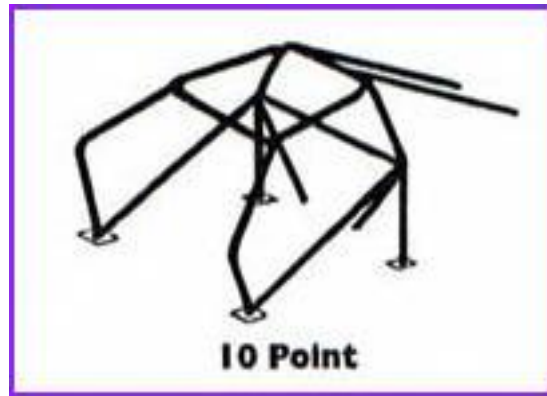
The following diagrams are considered acceptable. Additional designs may be approved with submittal to the Texas Mile or U.S. Mile. Cages with certifications/log books assigned by NHRA, SCCA, NASA, NASCAR and other sanctioning bodies may be approved on a case-by-case basis.



6 Point



6 Point



7.0 Automobile- Classification Rules

Class types for Automobiles

7.1 STREET LEGAL

7.2 NOT STREET LEGAL

7.3 EXHIBITION VEHICLE

7.4 After you choose your Automobile class you will be requested to answer ALL of the following questions:

7.4.1 **Body Style-** What is the body style of your automobile?

7.4.2 **Speed Range-** Will your automobile go over 199 mph or stay below 199 mph?

7.4.3 **Engine Induction-** Is your automobile naturally aspirated, turbo charged or supercharged?

7.4.4 **Engine-**How many cylinders does your automobile have?

7.4.5 **Cubic Inch / Liter Equiv. Range-** What is the engine displacement?

7.4.6 **Fuel-** What type of fuel does your automobile run on?

7.4.7 **Nitrous-** Does your automobile have nitrous?

7.4.8 **Methanol Injected-** Is your automobile methanol injected?

7.4.9 **Drive Line-** what is the driveline of your automobile?

**** By classifying your automobile as street legal or not street legal and answering the questions above you will be able to compare yourself to your peers running similar setups or configurations. This will allow for you to challenge yourself in more than one way.**

8.0 Motorcycles – Required Safety Equipment

The following safety equipment is required to be used for all motorcycles. The motorcycle safety tech rules are listed below [and on this link](#). Riders are responsible for reading and complying with all these requirements.

8.1 ENGINE KILL SWITCH: Riders must have a lanyard style kill switch that kills all power in the event of a rider falling off. Tip over switches will NOT be a suitable replacement for a kill switch.

8.2 TIRES: Tires must be rated for the top speed of your motorcycle.

8.3 SAFETY-WIRED ITEMS: The following items must be safety wired:

8.3.1 Front axle pinch bolts and rear axle nuts must be safety wired. If you are unable to safety wire you must contact a member of tech prior to the event. Factory rear axle nut cotter pins are acceptable.

8.3.2 Oil drain plugs must be safety wired and it is encouraged to safety wire the filler cap but is not required.

8.3.3 Drive chains must have the master link clip safety wired or silicone applied.

8.4 BREATHER HOSES: Crankcase breather hoses must be run into a catch tank or in to the air box.

8.5 CLOTHING: Leather racing suits must be worn. Care must be taken to have them zipped at all times while in the hot pits or racing lane. Suits may be one or two-piece zip together. Kevlar T panels can only be used for expansion flexibility (arms and legs) and not to replace other large areas of leather. **Leather Racing Gloves** with no holes or other openings other than breathing pinholes are to be worn. **Street style cruising gloves will not be permitted.** Boots suitable for motorcycle riding/racing, must completely cover and surpass the ankle. Driving shoes will not be permitted. **Slip on boots are not allowed.**

8.6 HELMET: Helmets must carry a Snell M (Motorcycle) certification bearing **M2010 or M2015** or ECE R22-5. ECE helmets must be within 10 years of the listed date of manufacture. All Snell helmets must have at minimum M2010 dating. All helmets must be in sound condition, including shell, liner, and strap. All helmets must be approved by the tech inspector. **MUST HAVE CURRENT DATES ON HELMET. M2005 HELMETS WILL NOT BE PERMITTED. NO EXCEPTIONS.**

8.6.1 Helmets unable to display M2010, M2015 or ECE date of manufacture will not pass tech.

8.6.2 Visor tear-offs are not allowed.

8.6.3 The Texas Mile and U.S. Mile prohibits hydration devices such as camel backs during competition events.

8.7 STEERING DAMPER: A steering damper is required for speeds greater than 140 mph.

8.8 BRAKES: Both front and rear brakes must be installed and functional.

** Anything not covered, but deemed unsafe by the tech inspector WILL NOT be permitted.

9.0 Motorcycles – Classification Rules

Class types for Motorcycles

9.1 INLINE MOTOR /FACTORY STOCK

9.2 INLINE MOTOR /MODIFIED

9.3 INLINE MOTOR /UNLIMITED

9.4 V TWIN MOTOR / FACTORY STOCK

9.5 V TWIN MOTOR /MODIFIED

9.6 V TWIN MOTOR / UNLIMITED

9.7 EXHIBITION MOTORCYCLE CLASS

9.8 Read the following classification definitions to make sure you qualify for the class you chose.

9.8.1 Factory Stock: Classification retains all a factory produced drive-train, electronics, chassis, exhaust, induction and layout. Modifications are allowed to meet the set safety requirements outlined in the technical rules and regulations. Cosmetic changes to the paint, ancillaries, and changes of tire make are allowed. Tires must retain a DOT rating. Performance enhancing modifications are not allowed to the drive-train, electronics, chassis, exhaust, induction and layout.

Factory Stock class will not allow any modification deemed speed enhancing by the Tech Inspection Official.

9.8.2 Modified: Classification allows the modification to the drive-train, chassis, exhaust, induction. Preparation is allowed e.g. the covering or removal of signal lenses, extensive safety wire, aftermarket plastics, etc. Drastic layout and chassis modification purposed for land speed racing will not be allowed in the Modified class.

The Tech Inspection Official retains the right to reclassify any Modified entrant not deemed street worthy. “Street worthy” generally specifies that the motorcycle is able to reasonably and safely; make over the road travel for an extended period of time starting and stopping and abide to local state safety

inspection requirements. The motorcycle must be capable to perform the above without the aid of support vehicles or staff.

9.8.3 Unlimited: Classification allows an infinite amount of modifications to the bike specifically for the purpose of drag, road or land speed racing. Any participant may classify themselves as Unlimited. Chassis alteration, layout or engine modification is not required.

Any entrant has the right to move up in classification if he or she wishes. Moving up delineates that your bike runs a lesser engine displacement and/or classifies lower than the class the rider wishes to be moved up into. Entrants may not classify themselves into a lesser class unless specifically allowed by the Tech Inspection Official.

9.9 After you choose your Motorcycle class you will be requested to answer ALL of the following questions:

9.9.1 Body Style- What is the body style of your motorcycle?

9.9.2 Manufacture Origin- Where was your motorcycle made?

9.9.3 Engine Induction- Is your motorcycle naturally aspirated, turbo charged, or supercharged?

9.9.4 Engine- How many cylinders does your motorcycle have?

9.9.5 Cubic Centimeters- What is the engine displacement?

9.9.6 Fuel- What type of fuel does your motorcycle run on?

9.9.7 Nitrous- Does your motorcycle have nitrous?

9.9.8 Methanol Injected- Is your motorcycle methanol injected?

9.9.9 Inches over stock length- has the frame of your motorcycle been extended?

****By classifying your motorcycle and answering the questions above you will be able to compare yourself to your peers running similar setups or configurations. Now you can compare your bike with other bikes on many different levels, from a broad range to a very narrow range. This will allow for you to challenge yourself in more than one way.**

In order to be classified in the NEW American Iron Class you **MUST** choose the USA as the manufacture origin of your bike and you **MUST** choose Sport Bike or Classic as the body style of your motorcycle.

10.0 Land Speed Racer Classification

LSR Classification Types

10.1 LAND SPEED RACING AUTOMOBILE

10.2 LAND SPEED RACING MOTORCYCLE

**** The Texas Mile and U.S. Mile honors classes for Land Speed Racing. For more information refer to <http://www.landracing.com/>. Each LSR participant will need to populate their own class according to the SCTA rules.**

10.3 If you chose LSR Automobile you will be requested to answer ALL of the following questions:

10.3.1 Body Style- What is the body style of your Automobile?

10.3.2 Speed Range- Will your automobile go over 199 mph or stay below 199 mph?

10.3.3 Engine Induction- Is your automobile naturally aspirated, turbo charged or supercharged?

10.3.4 Engine-How many cylinders does your automobile have?

10.3.5 Cubic Inch / Liter Equiv. Range- What is the engine displacement?

10.3.6 Fuel- What type of fuel does your automobile run on?

10.3.7 Nitrous- Does your automobile have nitrous?

10.3.8 Methanol Injected- Is your automobile methanol injected?

10.3.9 Drive Line- what is the driveline of your automobile?

10.4 If you chose LSR Motorcycle you will be requested to answer ALL of the following questions:

10.4.1 Body Style- What is the body style of your motorcycle?

10.4.2 Manufacture Origin- Where was your motorcycle made?

10.4.3 Engine Induction- Is your motorcycle naturally aspirated, turbo charged, or supercharged?

10.4.5 Engine- How many cylinders does your motorcycle have?

10.4.6 Cubic Centimeters- What is the engine displacement?

10.4.7 Fuel- What type of fuel does your motorcycle run on?

10.4.8 Nitrous- Does your motorcycle have nitrous?

10.4.9 Methanol Injected- Is your motorcycle methanol injected?

10.4.10 Inches over stock length- has the frame of your motorcycle been extended?

10.5 Body Style Definitions for Motorcycles

10.5.1 Sport bike or Superbike is a motorcycle optimized for speed, acceleration, braking, and cornering on paved roads, typically at the expense of comfort in comparison to less specialized motorcycles. The riding position has the rider leaning over the fuel tank with their feet behind them. Examples are Suzuki Hayabusa, Kawasaki Ninja, and Honda CBR.

10.5.2 Sport-Touring Bikes: blends performance with long-distance capabilities while providing comfort and relative safety to the rider. Generally, these bikes are still designed more for comfort than speed and performance. They fall between sport and touring. Examples are Honda ST series, Yamaha FJR, etc.

10.5.3 Classic/Cruiser/Touring Motorcycles: These bikes are large and heavy motorcycles designed for comfort on long rides and not for speeds equal to sport bike. The riding position on these bikes are usually but not always places the feet forward and the hands up, with the spine erect or leaning back slightly. HD Softail Heritage, and Suzuki Boulevard, etc.

10.5.4 Chopper/Bobber/Cafe/Brat/Scrambler: Whether you have a modified frame or not, this is the class for your custom motorcycle. This class is for all the bikes that are not mass produced. It's the place for truly one of a kind custom bike.

10.5.5 Enduro/Dual-Sport Motorcycles: These bikes are designed for use both on-road and off-road use. These motorcycles cover a large spectrum from basically dirt bikes with headlights and turn signals to a more traditional road bike with a suspension designed

to soak up the bumps off road use has to offer. Dual Sport motorcycles tend to be tall, with a high center of gravity.

10.5.6 Other: This is for all the bikes that don't fit nicely into one of the above classes. If you have something rare or unique or just not listed above then this is where you go.

Classification is ultimately up the discretion of the Tech Inspection Official. The Tech Inspection Official in accordance with the Race Director retain the right to reclassify any entrant at any time during the course of the event.

11.0 Competitor Licensing

The Texas Mile and The U.S. Mile has implemented a competitor licensing program.

Licenses and requirements are separate for automobiles and motorcycles. A license level in the motorcycle class doesn't apply to the car classes and vice versa.

The competitor will be issued a license card based on their license level. The competitor must notify the Race Director or Chief of Tech when they wish to move up to the next license level. Failure to follow these policies can and will result in the competitor forfeiting all competition privileges for the event and possible future events. In the event that a competitor is found to be cheating by allowing another driver/rider to use their licensing band, they both will be permanently banned from all future Texas Mile and U.S. Mile events. The Race Directors decision is final in all matters pertaining to all event rules.

"Hard card" licenses will be issued to the Class A and Class AA license holders.

11.1 CLASS C – (color TBD) The minimum qualification for a Class C license is a valid US, Canadian provincial, military or any other approved driver's license. All other licenses must be approved prior to the event. It is the competitor's responsibility to have their licenses approved. Class C license holders are limited to 165 mph.

11.2 CLASS B – (color TBD) The minimum qualification for a Class B license is a Class C license, plus sufficient acceptable prior experience or successful completion of one run with a trap speed greater than 140 mph but less than 165 mph. Class B license holders are limited to 199 mph.

- 11.3 CLASS A** – (color TBD) The minimum qualification for a Class A license is a Class B license, plus sufficient acceptable prior experience or successful completion of one run with a trap speed greater than 180 mph but less than 200 mph.

Automobiles - An approved race license from the following sanctioning bodies: ECTA, SCTA, NHRA, IHRA, NASCAR, ARCA, SCCA, NASA, Grand Am, IMSA, or FIA will be accepted for a Class A license. Class A license holders are limited to 220 mph.

Motorcycles - An approved race license from the following sanctioning bodies: CMRA, ECTA, SCTA, NHRA, or IHRA, will be accepted for a Class A license. Class A license holders are limited to 220 mph.

- 11.4 CLASS AA** – (color TBD) Highest level license. The competitor must demonstrate to the satisfaction of the Race Director and/or the Chief of Tech that they are sufficiently qualified to run at the highest licensing level. Graduation to a Class AA license is not automatic and applicants must be individually approved by the Race Director and/or the Chief of Tech. Minimum qualifications are:

- a Class A license;
- considerable high-speed driving experience or an approved race license from the following sanctioning bodies:

Automobiles - ECTA, SCTA, NHRA, IHRA, NASCAR, ARCA, SCCA, NASA, Grand Am, IMSA, or FIA;

Motorcycles - CMRA, ECTA, SCTA, NHRA, or IHRA, and,

- Two or more successful runs greater than 205 mph but less than 220 mph.

The Race Director has the final say whether a competitor does or doesn't qualify for a Class AA license. The Race Director has the final say in all licensing and cannot be protested to a higher level. Grammar Nazi's will be judged heavily and have their vehicles scrutinized and inspected several times.

Contact Us

If you have any questions about the above rules, please contact the Texas Mile staff at 281-303-1844

You can email our tech inspectors for vehicle specific questions:

Chief of Tech: Kevin Mixon- (832)658-1236, Email: tech@texasmile.net

You can also contact the Race Director Norman Lawrence at 281-799-6306 or racedirector@usmileracing.com